



**LIVE
ONLINE
TRAINING!**

A DIVISION OF SOFTPRO

AUTOCAD & REVIT TRAINING INSTITUTE



ADVANCED 2D & 3D ARCHITECTURAL DIPLOMA

100% Job Assistance

Become a Certified Autocad, 3D Max & Revit Professional

25
YEARS

SHARING
KNOWLEDGE
IMPROVING
LIVES



AARD AutoCAD 2D, 3D CAD, Architectural, REVIT - BIM - BUILDING INFORMATION MODELING

MOST POPULAR

Module 1

Autocad 2D



Created by industry experts, students learn by doing actual drawings with our faculty classroom instructors. Students are taught many commands and tools to create drawings fast and easy. Our instructors will make sure no one is left behind.

Students will learn:

- Understanding and controlling the User Interface.
- How to create Lines, Arcs, Circles, and Polylines.
- Basic drawing tools to help create accurate geometry.
- How to create and edit Blocks
- Fundamental modification commands.
- Shortcuts to help speed up your drawing time.
- Adding text to drawings using Multiline Text, Single line Text and Leaders.
- Applying hatch patterns to geometry.
- How to create and control Layers.
- Changing the Properties on objects in the drawing.
- How to set the Scale of your drawing.
- Defining settings for Plotting.



- Creating various Dimension Styles
- Defining and editing Text Styles
- Setting up MultiLeader Styles
- The differences between Paperspace and Modelspace
- Working with Annotative objects
- Creating Schedules by adding and extracting Attributes.
- Setting up multiple sheets (layouts) and multiple views using Viewports
- How Fields can automate updates
- How to Create a Template File for storing Company Standards.
- Working with External References
- Importing Dwg settings by using Design Center
- Customizing Tool Palettes to quicken your drawing time

Benefits of this course

- Limited Students per batch.
- 100% hands-on training. Every student gets **Live Training**.
- Most affordable AutoCAD class.
- #1 AutoCAD class in Mumbai. NOW WE ARE ONLINE FOR INDIA.
- Learn tricks that will separate you from the average AutoCAD user.
- Conveniently timings for Students.

Recorded Session - Provided after "Live" every class.

Assignments & Projects along with training.

Expert **Autodesk Certified Instructor** with more than 15+ years of experience using and teaching AutoCAD.

ADVANCED
AUTOCAD
2D & 3D
ARCHITECTURAL
REVIT - BIM
DIPLOMA

Special Offer!
2D
AUTOCAD
Rs. **4,550**
All Inclusive
Original Fees **8550**

Limited Time Offer



- ALL INCLUSIVE
- 2 Months
 - Advance Modules
 - Certificates
 - 18 % GST
 - Books & Notes
 - Live Project



www.softpro.in

Inquiry

9930375161

9833900330



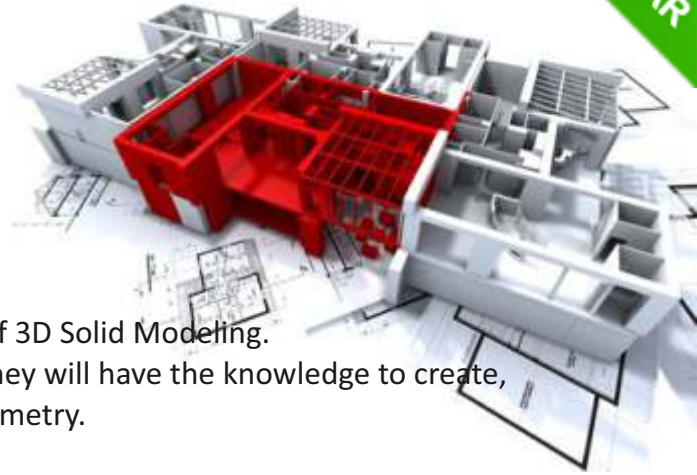


AARD AutoCAD 2D, 3D CAD, Architectural, REVIT - BIM - BUILDING INFORMATION MODELING

MOST POPULAR

Module 2

Autocad 3D



AutoCAD - 3D to create 3D drawings. Students will learn the fundamentals of 3D Solid Modeling. When students complete this course they will have the knowledge to create, layout, and edit three-dimensional geometry.

Students will learn:

- Creating Primitive Solids (Box, Cylinder, Pyramid, etc.)
- Creating Complex Solids (Extrude, Revolve, Press Pull, Sweep)
- Creating Compound Solids (Subtract, Union)
- Introduction to Mesh Objects and Surface Objects
- Adjusting the view to see Models from different points in space.
- Understanding Coordinate Systems and how they pertain to AutoCAD.
- Adding Cameras to create perspective views
- Controlling the display of Models using Visual Styles and Views.
- How to add lighting to create realistic looking images
- Applying materials to existing geometry to create realistic looking objects
- Rendering a drawing file.

Learn to Create a CAMERA WALK THROUGH in Autocad 3D.

FREQUENTLY ASKED QUESTIONS -

What materials does the course comes with?

The courses will come with a great textbook, which is yours to keep.

How big are your classes?

All classes are between 5-11 students.

Is this an online class or a classroom course?

This is a Classroom course held at our Mumbai location.

Why is the tuition much lower than other schools?

Our tuition is much lower than other training providers because we have optimized our business processes to ensure quality training at a reasonable price. As a smaller school with lower overhead we are able to provide a great class and better value to our students. We believe that education should be affordable and reach out to all students.

What are your instructors like?

We only hire the best instructors. Our instructors are all Autocad Certified Instructors with over 10 years of experience using and teaching AutoCAD.

Why should I choose your training over other Providers?

Choosing a training provider can be tough choice. We all claim to offer the best value, in terms of price, passing rates, and guarantee. The Technical Institute of Softpro offers the lowest price, one of the best rate. As a Mumbai licensed school and Accredited business we can honestly say what we offer is the truth and you can verify it.



Special Offer!

**3D
AUTOCAD**

Rs. **4,550**

All Inclusive

Original Fees **8550**

Limited Time Offer



ALL INCLUSIVE

- 2 Months
- Advance Modules
- Certificates
- 18 % GST
- Books & Notes
- Live Project



www.softpro.in

Inquiry

9930375161

9833900330





AARD AutoCAD 2D, 3D CAD, Architectural, REVIT - BIM - BUILDING INFORMATION MODELING

MOST POPULAR

Module 3 REVIT ARCHITECTURE

LIVE
ONLINE
TRAINING!



ADVANCED
AUTOCAD
2D & 3D
ARCHITECTURAL
REVIT - BIM
DIPLOMA

Special Offer!
**REVIT
Architecture**
Rs. **7,550**
All Inclusive
Original **17,550**

Limited Time Offer

SAVE
50% OFF

ALL INCLUSIVE
☑ 2 Months
☑ Advance Modules
☑ 3 Certificates
☑ 18% GST
☑ Books & Notes
☑ Live Project



www.softpro.in

Inquiry

9930375161

9833900330

TRAINING CONTENTS:

BUILDING INFORMATION MODELING

- BIM : About Bidirectional Associativity
- The Revit architecture User Interface
- THE DESIGN BAR

STARTING A PROJECT

- About The Projects Templates
- About Revit File Types
- About Vector and Raster Data
- About TOPOSURFACES

CREATING A BASIC FLOOR PLAN

- Creating Walls In a Floor Plan
- About Temporary Dimension
- About Drawing Aids /Placing Walls

CREATING & MODIFYING LEVELS

- About Levels / Defining Levels
- Guidelines for Creating & Modifying Levels

ADDING AND MODIFYING WALLS

- Modifying Walls / About joints
- Editing and Preventing Wall Joins

WORKING WITH COMPOUND & VERTICALLY COMPOUND WALLS

- Modifying & Inserting Layers
- About Vertically Compound Walls

USING EDITING COMMANDS

- Overview/Edit Toolbar
- Tools Toolbar

WORKING WITH GRIDS

- Process of Creating & Modifying Grid Lines
- Exercise: Create Column Grids

CREATING LEGENDS AND KEYNOTES

WORKING WITH DOORS

- Process Of Adding and Modifying Door
- Creating a new Door Type

ADDING AND MODIFYING WINDOWS

- Process Of Adding and Modifying Windows
- Exercise: Add Windows to Building Model

COMPONENT FAMILIES

- Adding & Modifying Components Families
- Creating & Modifying Components Families

CREATING MODIFYING FLOORS

- About Creating Floor/ Modifying Floors

WORKING WITH CEILINGS



- Guidelines for Adding & Modifying Ceilings

APPLYING AND REMOVING CONSTRAINTS

- Applying & Removing Constraints

WORKING WITH DIMENSIONS

- Temporary & Permanent Dimensions
- Guidelines for Working with Dimensions



CREATE AND MODIFYING 3D VIEWS

- 3D Views & Cameras
- Create and Modifying Cameras Views
- Create 3D Perspective, 3D Orthographic Views

WORKING WITH SELECTION & ELEVATION VIEWS

- Selection Views / About Elevation Views
- Create & Modify Selection & Elevation Views

ADDING AND MODIFYING ROOFS

- Adding Roofs & Modifying Roofs

CREATING CURTAIN WALLS

- Creating Curtain Walls, Grids, & Mullions
- Modifying Curtain Walls, Grids, & Mullions

CONTROLLING OBJECT VISIBILITY

- Object Visibility Setting
- Modifying line styles/ User-Defined Filters

MASSING & SITE

MANAGING VIEWS

- Creating and Editing Views
- View Properties & View Templates

WORKING WITH DRAWING SHEETS

- Process Of Previewing ,Printing Sheets/Views
- Guideline For Working With Drawing Sheets

WORKING WITH TITLE BLOCKS

- Guideline: Creating & Updating Title block

CREATING CALLOUT VIEWS

- About Callouts/Creating Reference Callouts

WORKING WITH TEXT AND TAGS

- Overview of Text & Tags
- Guidelines for Working With Text & Tags

WORKING WITH DETAIL VIEWS

- Creating Detail Views
- Process Of saving and Reusing a Detail View

WORKING WITH DRAFTING VIEWS

- Process Of Reusing a Drafting View
- Exercise: Create Drafting Views

CREATING & MODIFYING SCHEDULES

- Creating, Modifying, Exporting Schedule Files
- Exercise: Hardware Key Schedule

CREATING ROOMS AND ROOM SCHEDULES

- Room Schedules / Adding Room Tags
- Calculating Room Volume Modifying Area

CREATING RENDERINGS

- Settings for Creating Renderings
- Guidelines for Creating Renderings

USING WALKTHROUGHS

- Exercise: Create and Export a Walkthroughs

USING SUN AND SHADOW SETTINGS

MOST POPULAR

AARD

AutoCAD 2D, 3D CAD, Architectural,
REVIT - BIM - BUILDING INFORMATION MODELING



3

Modules



9930375161

9833900330

✓ 90% Practicals ✓ 100+ Projects

1 Module Diploma in 2D Autocad - Drafting, Plotting

2 Module Diploma in 3D Autocad-3D Solid Modeling

3 Module Diploma in REVIT Architecture - BIM

COMBO OFFERS!

Diploma in 2D & 3D Autocad
Special Offer : Fees 7,550

COMBO OFFERS!

Diploma in 2D & 3D Autocad &
REVIT Architecture BIM
Save 50% Offer : Fees 15,550

LIVE
ONLINE
TRAINING!



ALL 3 Modules
Rs. 15,550
All Inclusive



(Original Fees : Rs. 37,550
All Inclusive of 18% GST)

3/6 Month
ONLINE DAILY Batch,
Weekend, Sunday,
FAST TRACK Available

GLOBALLY
BENCHMARKED
CURRICULUM
100% Job Assistance

Autocad Certified FACULTY
Get Training on
AUTODESK
Authorized Software



AARD AutoCAD 2D, 3D CAD, Architectural, REVIT - BIM - BUILDING INFORMATION MODELING

MOST POPULAR

(Original Fees : Rs. 37,550 All Inclusive of GST)

9833900330

3 Modules 3 Certificates

ADVANCED
AUTOCAD
2D & 3D
ARCHITECTURAL
REVIT - BIM
DIPLOMA

Special Offer!
AARD
3 Diplomas
Rs. 15,550
All Inclusive
Original 37,550

Limited Time Offer

- ALL INCLUSIVE
- 6 Months
- Advance Modules
- 3 Certificates
- 18 % GST
- Books & Notes
- 100+ Projects



www.softpro.in

Inquiry

9930375161

9833900330



**Become a Certified Autocad Expert &
A Professional in Architectural REVIT BIM**



AARD
AutoCAD 2D, 3D CAD, Architectural,
REVIT - BIM - BUILDING INFORMATION MODELING

MOST POPULAR

☎ 9930375161

Why only Rs. 15,550

Original Fees : **Rs. 37,550** (All Inclusive of GST)



Limited Time Offer

All 3 Modules

Rs. 15,550

(Original Fees : **Rs. 37,550**
All Inclusive of 18% GST)

Why only Rs. 15,550 for **ALL 3 Modules** ?

1. We OWN our training premises ! We don't pay rent.
We don't have to include the rent cost in your fees !!!

2. We are NOT a franchisee.

We don't need to pay franchisee fees to anyone.

So, We don't have to include franchisee fee cost in your fees !!!

3. No unnecessary theory classes.

Only necessary theory, 90% Practicals and more practicals.
Thus, saving your precious time going through mind numbing theory classes.

www.softpro.in

www.autocadtraininginstitute.com

ADVANCED
AUTOCAD
2D & 3D
ARCHITECTURAL
REVIT - BIM
DIPLOMA

Special Offer!
3
DIPLOMAS
Rs. 15,550
All Inclusive
Limited Time Offer



ALL INCLUSIVE

- 2 Months
- Advance Modules
- 3 Certificates
- 18 % GST
- Books & Notes
- Live Project



www.softpro.in

Inquiry

9930375161

9833900330

AUTOCAD, REVIT, 3D MAX ..ETC.
IN-DEPTH & ADVANCED COURSE
9833900330 / 9930375161

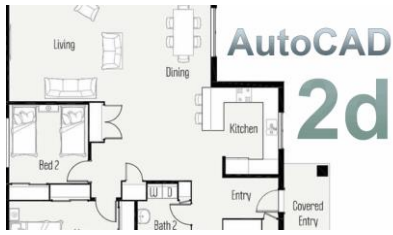


9833900330
9930375161

For Any Query You can **WhatsApp**
9930375161

PAYMENT LINKS

Get Training on
AUTODESK.
Authorized Software




Join **2D AutoCAD**
Save 50%

ENROLL NOW



Join **2D & 3D AUTOCAD**
Save 60%

ENROLL NOW



Join **3D AutoCAD**
Save 50%

ENROLL NOW



Join **REVIT Architecture BIM**
Save 50%

ENROLL NOW



3 in 1 Diploma
Join 2D, 3D AutoCAD & REVIT Architecture
Save 50%



ENROLL NOW